



agriculture & rural development

Department:
agriculture
& rural development
PROVINCE OF KWAZULU-NATAL

INVITATION OF QUOTATION ABOVE R30,000.00

THIS FORM SHOULD BE COMPLETED IN DETAIL AND SHOULD BE ACCOMPANIED BY A **VALID TAX COMPLIANCE STATUS PIN AND VALID BBBEE VERIFICATION CERTIFICATE/AFFIDAVIT . PROOF OF CIDB GRADING**

QUOTATION NUMBER: R/S/1920/1688	VALIDITY PERIOD OF QUOTATION..... Days (To be completed by the Supplier)
CLOSING DATE: 03 DECEMBER 2019	CLOSING TIME:11H00
DESCRIPTION(SPECIFICATION/S) OF ITEMS/ SERVICE REQUIRED: SUPPLY , DELIVER AND INSTALL BOREHOLE ESIDLEKENI UMZINYATHI LOCAL MUNICIPALITY	COMPANY NAME: TEL NO: FAX NO: CONTACT PERSON: CSD REG NUMBER MAAA.....
DOES OFFER COMPLY WITH SPECIFICATION?	YES/NO (DELETE WHICH EVER IS NOT APPLICABLE)
DOES ARTICLE COMPLY WITH SABS SPECIFICATION? HAS IT BEEN INSPECTED BY SABS?	YES/NO YES/NO (DELETE WHICH EVER IS NOT APPLICABLE)
DELIVERY PERIOD AFTER INITIAL ORDER?	
IS THE PRICE FIRM	
WHERE ARE THE STOCK HELD? (PHYSICAL ADDRESS , PLEASE)	
QUOTATION PRICE INCLUDING VAT (VAT TO BE ADDED BY REGISTERED VAT VENDORS ONLY)	TOTAL: R
COMPANY OFFICIAL STAMP (COMPULSORY) SIGNATURE OF BIDDER DATE
NUMBER OF PAGES SUBMITTED BACK TO THE DEPARTMENT BY THE SUPPLIER(Supplier to complete)

NB: QUOTATION FOR THE ATTENTION OF: Bongzi Mbokazi

TELEPHONE NUMBER: 033 343 8312

NB:

THE ATTACHED SBD4 & SBD9 FORMS MUST BE COMPLETED IN FULL.

THIS REQUEST FOR QUOTATION (RFQ) MUST BE COMPLETED AND RETURNED WITH ALL YOUR QUOTATION DOCUMENTS.

QUOTATIONS MUST BE DEPOSITED IN THE BID BOX SITUATED AT: THE DEPARTMENT OF AGRICULTURE & RURAL DEVELOPMENT: 4 PIN OAK AVENUE, LOWER HILTON QUARY

Umzi/FS19/Nqu/Esidlek2
 COMPANY NAME :
 ADDRESS :
 CONTACT PERSON :
 CONTACT NUMBER :
 FAX NUMBER :

LINE NO.	DESCRIPTION OR SPECIFICATION OF ITEM (Please be very specific and clear)	REQUIRED QUANTITY	UNIT PRICE EXCL. VAT		TOTAL PRICE	
			R	C	R	C
	Procurement of a service provider to undertake sitting,drilling,testing and equipping of Mashesheleni borehole at Mashesheleni area for livestock production project Drilling: The appropriate drilling must be done according to the ground conditions and to the appropriate depth based on the above results, ie. Air Percussion,Mud Rotary Percussion, Symetrix, Odex Strength of concrete - 20MPa for the tank stand footings, concrete bases.					
1.	• Equipping - The borehole is to be equipped with a quality SABS approved Diesel pump carrying a minimum of a 12 month quality guarantee.					
2	• Tank Stand - Galvanised 3m tank stand to carry 5000L JoJo Water Tank					
3.	• Water supply - 3X5000L Jojo Drinking troughs (Secured with galvanised frame)					
4.	• Water supply - Tap stand with stand encased in concrete and pvc piping, secured to concrete block 1.2m X 1m X 200mm					
* LABOUR (IF APPLICABLE)						
*DELIVERY (IF APPLICABLE)						
TOTAL						
*ONLY APPLICABLE TO VAT REGISTERED SUPPLIERS 15% VAT						
TOTAL PRICE						

***VAT Registration No. (Supplier)**

When Required (Requester): 30 August 2019

Where Required (Requester): Nquthu Agriculture

Contact details of requester: TH Thabethe

TEL : 034 -2710010/0769416408

(COMPULSORY)

COMPANY STAMP

PRICES ARE VALID FOR

30

60

90

DAYS

Mark one Box (X)

SIGNATURE.....

DATE



agriculture
& rural development

Department:
agriculture
& rural development
PROVINCE OF KWAZULU-NATAL

SITING, DRILLING, TESTING, EQUIPPING OF BOREHOLES

2019

DISTRICT

UMZINYATHI

NAME OF BOREHOLE

Esidlekeni Layers borehole

CO - ORDINATES

S2821657

E30677420

This document contains:

No.	Section	Pages
1	A - Project Particulars	2
2	B - General Conditions of Contract	3-6
3	C - Project Technical Specifications	7-10
4	Bill of Quantities	11
5	ANNEXURE A: Work Phase Schedule	
6	ANNEXURE B : Summary of costs	
7	ANNEXURE C : Additional Information	

A - PROJECT PARTICULARS

1) PROJECT DESCRIPTION / BACKGROUND

The project covers the siting, drilling, testing and equipping of01..... Bore Hole

2) LOCATION

#	NAME OF PROJECT	DISTRICT	PROJECT DISTANCE (Km's) FROM NEAREST TOWN	NAME OF NEAREST TOWN	PROJECT CO_ORDINATES (if available)
1					

For exact location see attached map(s) or directions to be provided at site briefing.

3) GENERAL SCOPE OF WORKS

The contract covers the supply of all material, drilling and equipping of borehole(s). The following are the scope of works for the drilling and equipping of *boreholes*: Details of these works are specified in *Section C: Project Technical Specifications*.

- **Desktop Assessment:** The co-ordinates of the boreholes must be plotted on GIS map coverage and assessed for the probability of ground water.
- **Site Assessment:** The physical site must be surveyed with a Magnetometer or equivalent Geohydrological survey equipment.
- **Drilling:** The appropriate drilling must be done according to the ground conditions and to the appropriate depth based on the above results, ie. Air Percussion, Mud Rotary Percussion, Symetrix, Odex
- **Equipping** - The borehole is to be equipped with a quality SABS approved pump carrying a minimum of a 12 month quality guarantee.
- **Strength of concrete** - 20MPa for the tank stand footings, concrete bases.
- **Tank Stand** - Galvanised 3m tank stand to carry 5000L JoJo Water Tank.
- **Water supply** - 2X500L Jojo Drinking troughs (Secured with galvanised frame)
- **Water supply** - Tap stand with stand encased in concrete and pvc piping, secured to concrete block 1.2m X 1m X 200mm

1) COMPETENCY

Geohydrological services are to conform to the standards detailed in the "Criteria for Ground-water Development for the Community Water Supply and Sanitation Programme" by the Department of Water Affairs and Forestry 1996. The consultant / organization must be registered and recognized for their proficiency in hydro-geological services.

Valid proof of registration with the South African Council for Natural Scientific Professions (SACNASP) must be attached

Registered and paid up members of the Ground-water Association of Kwa-Zulu Natal must supply a copy of their membership details!!!

The bidders competence and reliability will be evaluated according to the proof of previous works indicated in Annexure B.

COMPETENCY OF THE CONTRACTOR**2) CONTRACTOR TO PROVIDE EVERYTHING NECESSARY**

The Contractor shall provide everything necessary for the proper execution of the Works according to the true intent and meaning of the Drawings and Specification taken together. The Contractor shall provide without extra charge all assistance and everything reasonably necessary for proving the quality of work done as may be required by the Engineer.

3) SUB-CONTRACTED WORK

The Contractor shall not sub-contract the whole of the contract. In case the Contractor decides to subcontract part of the work he shall obtain written consent of the Engineer. Any such consent shall not relieve the Contractor from any liability or obligation under the contract and he shall be fully liable for the acts, defaults and neglects of any sub-contractor, his agent or employees. The Contractor remains fully responsible and accountable for all aspects of the work (quality, timorousness and budget).

4) VARIATIONS / 'AS BUILT' DETAILS

No variations or alterations may be made without the prior approval of the Regional Engineer. As the work progresses, the Contractor shall keep full records of all amendments to and deviations from the specifications as issued to the Contractor at the start of the contract. These details will, where appropriate, be noted on the supplied drawing. All alterations will be deemed to have a zero additional cost implication. If any additional works are required that have an additional cost implication then these must first be authorized in writing by the Regional Engineer. Refer to Clause 41: Ancillary Materials, Services And Equipment.

5) VERIFICATION OF EXPERIENCE

The Bidder will be required to produce adequate and sufficient references to enable the Department to inspect previously completed projects and assess the capacity of the Bidder. The Bidder shall provide such information in Annexure B - Additional Information.

PRICING AND PAYMENT STRUCTURES

6) FIXED RATE CONTRACT

The contract shall not be subject to contract rate (unit price) adjustment. Bidders must therefore allow for increased cost for the contract duration, including possible delays in awarding the Bid in accordance with the validity period. The tendered rates will be applied for calculating the payment value by using the actual quantities as measured and certified by the engineer at completion of the work.

7) PRICING

The Bidders will be required to Bid for all services, products and commissioning as specified in this document and associated plans. Partial bids will not be accepted. If a Bidder does not Bid on all items, his/her Bid may be rejected.

All prices tendered are to be in South African currency. All prices must exclude Vat. Vat must be added in the pricing summary.

- All items as described in the project specification are to be priced in full.
- Prices to exclude VAT.
- ***The costs for travel, accommodation, all associated disbursements and labour must be included in the rates/amounts tendered for the all the works required.***
- Transport/Delivery costs must be included in the pricing. It must not be a separate item.
- VAT must be filled in as the sub total followed by the complete price for the entire project.
- The tendered price must have your company stamp, date and be signed by an authorised person.

8) QUANTITIES OF WORK

The Contractor shall receive payment only for the works actually executed and approved by the Engineer. No claim for an extra or for any addition, or for any variation shall be entertained unless such extra, addition or variation was ordered in writing by the Head of Department.

9) PROGRESS PAYMENTS

- .1 The contractor may submit claims for progress payments only on completion of the hereunder listed levels. Payment shall only be paid for claims, which are commensurate with the works actually executed and complete. NOTE: Payment will only be made against the construction progress as pertaining to built items. Movable items and materials on site are excluded from progress payments until they have been fully installed, fitted or built up.
- .2 If any item or part of an item in an invoice is disputed by the Engineer, the Engineer shall give notice of such with reasons.
- .3 The contractor shall be paid in monthly instalments up to a maximum of five (5) or one (1) per borehole if more than 5 boreholes are awarded through a single order. Refer to **ANNEXURE B: Work Phase Schedule for Drilling and Equipping of a Borehole** for the values of each phase. Please note these values are primarily estimates of what part the work phase constitutes of the entire project, and do NOT reflect the exact amounts paid per payment. Usually payment certificates reflect work done in several work phases, which have not necessarily all been completed. Verification of the % complete will be at the sole discretion of the Engineer.
- .4 ANNEXURE F presents a pro forma payment certificate. This will be used in conjunction with ANNEXURE B (Work phase schedule). The latter provides an approximate maximum to prevent over-payment of items that have been clearly over-priced.
- .5 Part payments will be made after the Department has approved the completion of each construction phase.

10) DEFECT LIABILITY PERIOD

The contractor shall unconditionally guarantee all materials, workmanship related to the works for a minimum period of twelve (12) months. The guarantee shall cover any defects due to inferior materials and/or workmanship of the Contractor, or any of his sub-contractors, fair wear and tear excepted. The Contractor shall repair, remedy or replace any such defects, part or complete works without delay and at his own cost.

If any defects are not remedied within the period specified by the Head of Department, then the Head of Department shall have such defect repaired at the risk and cost of the Contractor by another Contractor whom the Head of Department deems to be proficient in the work without prejudice to any rights the Head of Department has against the defaulting contractor. The Head of Department will give written notice to the Contractor of such instances where he appoints another Contractor to remedy defects in the works.

11) SERVICE LEVEL AGREEMENT

The successful Bidder and the Department will sign a Service Level Agreement prior to commencement of works. A proposed schedule of work must be provided by the contractor for the approval of the Engineer within 2 (two) weeks of receiving notification of a successful bid.

12) COMMENCEMENT OF THE WORKS

The Department will organize a site hand-over to the contractor who will then be introduced to the project stakeholders and participants. The site shall only be accessible to contractor staff and Departmental representatives while work is in progress. If this contract entails the drilling and equipping of more than one borehole, work on more than one site should commence simultaneously. The site(s) will be handed back after practical completion. Site establishment must start **within one week**, and the actual works **within one week** after hand-over of the site, provided that an official order has been issued and that no exceptional circumstances such as inclement weather or other outside the control of either party to the contract prevail. In the case the work has not commenced within three weeks of the hand-over and no attenuating circumstances for the delay can be provided, the Department reserves itself the right to cancel the contract and appoint one of the other contractors that have works.

13) COMPLETION OF THE WORKS

The project is to be completed **within 3 months of award of Bid**, provided that the order was received within two weeks after award of the Bid. In case of the drilling and equipping of more than one borehole, an extended period should be agreed upon, which will be part of the Implementation plan/Work schedule as drawn up by the contractor before commencement of the works and included in the Service Level Agreements.

14) RATE OF PROGRESS

The Works shall be completed within the time period indicated on the official order form. If the Works are delayed by cessation of work by any workmen, inclement weather, or by any omissions, additions, substitutions or variations of the Works, or of any items of work, labour or material, or by another causes beyond the Contractor's control then the Contractor shall have the right within twenty-one days of any such cause of delay arising, to apply in writing to the Department to extend the date of completion, stating the cause of delay and period of extension applied for. The Department upon receipt of such written application may by order in writing extend such date of completion by a period to be determined, or may refuse to extend such date of completion, or may postpone giving a decision upon such application until completion of the Contract period set out in sub-clause (a) of this clause. The date of completion will be extended only to the extent approved by the Department.

Should the Contractor fail to apply in writing for an extension within the time set out above, or should the Department refuse to grant any extension in writing, then the Contract period provided by sub-clause (a) of this clause shall not be exceeded.

When the Works are completed the Department will give a completion certificate and the date of such certificate shall be the date of commencement of the guarantee period.

15) TIME TO BE OF THE ESSENCE

Time shall be considered as the essence of the Contract. If, therefore, the Contractor fails to commence work or the Works or to proceed with and complete the Works in compliance with the projected timeframes, then the Head of Department shall have the right in his/her absolute discretion to adopt and exercise all or any of the following courses wholly or partly, viz: -

- To direct the Contractor, in writing, on any day named therein to suspend and discontinue the execution of the Works, and to withdraw himself and his workmen from the said Site or Sites, and thereupon: -
- To make any Contract or Contracts by calling for Bids or otherwise with any other Contractor or Contractors for the completion of the Works, or any part thereof, at such times and upon such terms as to the Department shall deem best.
- To provide such number of men, or purchase such materials, or both provide the men and purchase the materials as to him shall seem fit and proceed with and complete the said Works.

In relation to the foregoing provisions the Department shall charge any sums of money which may be paid by the Department for completing the said Contract against the Contractor and if such amount shall exceed this Contract, then the Department shall have the right to recover such excess or any balance thereof from the Contractor by legal proceedings.

16) WORK SCHEDULE & PROGRESS PAYMENTS

The contractor is to supply a Gantt chart with the proposed times of completion of each phase. The progress payments suggested in **ANNEXURE B** serve as a guideline for part payments. However, the contractor, in consultation with the Engineer, may deviate from this as long as the claim does not exceed the actual progress made.

C) PROJECT TECHNICAL SPECIFICATIONS

1) SPECIFIC SCOPE OF WORKS

To Facilitate the Drilling and Equipping of boreholes as indicated in Section A: Project Particulars, clause 1.

a. Geohydrological Desktops study, physical survey (instruments) and siting of borehole.

- Geohydrological services are to conform to the standards detailed in the “Criteria for Ground-water Development for the Community Water Supply and Sanitation Programme” by the Department of Water Affairs and Forestry 1996. The consultant / organization must be recognized for their proficiency in hydro-geological services.
- Study and interpretation of published geological and hydro-geological maps
- Study and interpretation of available remotely-sensed information (aerial photography, ortho photos and / or satellite imagery)
- Interrogation of existing databases - National Groundwater Archive (NGA) and the Groundwater Resource Information Project (GRIP)
- The siting of a potential ground-water borehole position must be pre-ceeded by the pre-feasibility and / or hydro-census study to maximise the success rate within the most cost effective and productive manner. Every effort must be made to identify targets offering the greatest potential success in terms of yield and locality.
- Siting is to be conducted utilizing at least one geophysical technique (preferably two) by a hydro-geological consultant / team
- More than one potential position is required per project, based on whether or not the geophysical results show good potential for ground-water. The minimum requirements are as follows:
- Production application: a minimum of two(2) potential positions (pegs) required per project.
- Geophysical techniques include but are not limited to:
 - Magnetic surveys
 - Frequency domain electromagnetic surveys
 - Gravimetric surveys
 - Electrical resistivity surveys
 - Seismic refraction surveys

b. Drilling of boreholes.

- The drilling contractor will function under the direct supervision of the hydro-geological consultant (unless otherwise specified). The hydro-geological consultant will be responsible for the adequate instruction and on site supervision of the borehole construction for all aspects of that construction, inclusive of technical and management aspects. The hydro-geological consultant will be required to verify and document the construction parameters of the borehole as well as to log the geological formation encountered in that borehole.

Drilling method	Geological formation for drilling method used
Rotary air percussion	All consolidated rock formations (with limited overburden)
ODEX / Symetrix	In all formation
Rotary mud flush	In extensive unconsolidated soil formation

c. Pump Test and laboratory water sampling.

- The test pumping contractor will function under the direct supervision of the hydro-geological consultant (unless otherwise specified). The hydro-geological consultant will be responsible for the adequate instruction and on site supervision of the testing of the borehole and for all aspects of the testing of that borehole, inclusive of technical and management aspects. The hydro-geological consultant will be required to verify, document and interpret test results and make pump and pumping recommendations. Payment shall be made according to the type of test performed and per borehole tested. Test pumping will typically be one of the following:
 - Step tests and associated recovery
 - Step test, 24 hour constant discharge and associated recovery
 - Calibration test, Step tests and associated recovery
 - Calibration test, Step test, 24 hour constant discharge and associated recovery
 - Comprehensive water sampling test ie. Bacteria, salinity etc.

d. Equipping of boreholes.

- The hydro-geological consultant will be required to verify, document and interpret test results and make pump and pumping recommendations. The borehole will be equipped with the recommended submersible pump powered by the recommended power supply ie. Generator
- SVM Franklin Pump, Motor 1.1Kw and Control Box 1.1Kw (or equivalent to be discussed with Engineer before installation), supplied by 4mm X 4 core electric cable and secured with heavy duty nylon ski-rope.
- Generator - 6.5 Kva with combination battery powered and pull start
- 3m Galvanised Tank Stand secured with 20MPa concrete footings (500mm X 500mm X 500mm).
- 5000L Jojo tank braced with 4mm wire ties to tank stand
- 2 X 500L Jojo drinking troughs secured to the ground with 50mm X 50mm X 2mm galvanised frame. Frame to be secured in the ground with concrete footings.
- Tap and tap stand secured in concrete and pvc piping 800mm above the concrete slab.
- Concrete slab is to be 15Mpa (1.2m X 1m X 200mm). The slab is to be recessed 50mm below natural ground level.
- Supply(rising main) and delivery lines is to be 32mm HDPE class 10 (SABS approved), 100m supply from borehole and 200m delivery to water points.
- Trenching for piped water supply to be 600mm deep by 300mm wide
- Fittings - control valves must be visited on both independent supply lines from the Jojo tank to the drinking troughs and the tap. The drinking troughs are to be further fitted with control valves before the float valve.
- The pump will be secured in a concrete ring. Galvanised lockable lid to be used to secure control box and pump(Alternative to be discussed with Engineer prior to any installations). The ring or lid to be fitted with ease of use lockable box which houses plug lead to prevent the continuous opening and closing of the lid.
- All operation and service manuals to be supplied on commissioning.

e. Testing and commissioning of boreholes.

- A complete operational test will be performed of the borehole pump and all associated pipes and fittings. The Geohydrologist will be required to be present on site to verify proper functioning of the borehole and to commission each project.

2) MATERIALS AND CONSTRUCTION

All materials must conform to SABS specifications for the products. This includes all items such as piping, HDPE fittings, tank stands, reservoir tank, all other fittings, borehole pump and control box, etc...

All construction works must conform to the applicable standard specifications and installation requirements as per NBR requirements and manufacturers recommendations. All concrete works to conform to Cement & Concrete Institute standards and recommendations.

STANDARD CONCRETE MIXES: (Class B concrete Slabs and footings)

Mixing, pouring and curing of concrete: SABS 1200 GA (5.4)

Materials: SABS 1200 AA (3); SABS 1200 GA (3)

Cement : Common cement 32,5N or R to SANS 50197-1

Testing: SABS 1200 AA (7); SABS 1200 GA (7)

Quality control through the slump test SABS 1200 GA (5.4.1.2) SABS method 862. The contractor is to supply the slump testing equipment.

Tolerances to SABS 1200 GA (6.4)

Formwork: Refer to SABS 1200 GA (4.4; 5.2)

Reinforcing: SABS 1200 GA (5.1)

Refer to standard concrete mixes specification.

MORTAR CLASS	MIX RATIO: (By Volume)	MASONRY CEMENT: kg	LIME: L	SAND: (loose and damp) L (max)
I	1 : 4	50	0-10	130
II	1 : 6	50	0-40	200

PLASTER CLASS	MIX RATIO: (By Volume)	MASONRY CEMENT: kg	LIME: L	SAND: (loose and damp) L (max)
Rich mix (foundations, wet areas)	1 : 4	50	0-10	130
General purpose	1 : 5	50	0-40	165

STANDARD CONCRETE MIXES:

Concrete for non-structural purposes shall be "Prescribed mix concrete" produced in accordance with the requirements indicated in table 5.1, and the Contractor is also referred to the foregoing preambles insofar as they apply: -

Class of Concrete	Estimated Minimum Compressive Strength in MPa at 28 Days	Maximum Nominal Size of Coarse Aggregate in mm	Proportion of Constituents		
			Cement (Parts)	Fine Aggregate (Parts)	Coarse Aggregate (Parts)
A	10	37,5	1 (=2 bags)	4	5
B	15	19,0	1 (=2 bags)	3	4
C	20	19,0	1 (=2 bags)	2½	3½
D	25	19,0	1 (=2 bags)	2	3
E	30	19,0	1 (=2 bags)	2	2½

Cement and aggregates shall be mixed by volume and the contents of a 50kg sack of cement shall be taken to be 0,033m³. Water addition should be kept to a minimum. Only sufficient water should be used to produce a workable mix of 60-100mm slump. A recommended maximum water: cement ratio is 1 for a 10Mpa; 0.8 for a 15Mpa; 0.65 for a 20Mpa; 0.59 for a 25Mpa; 0.53 for a 30Mpa mix, however the lower the ratio the better the durability of the concrete. Approximately 210 litres per m³ of concrete is required for an average quality sand and optimum quantity 19mm stone.

**BILL OF QUANTITIES
GEOHYDROLOGICAL SERVICES**

Payment Reference	DESCRIPTION	UNIT	QTY	RATE	AMOUNT
1	PRE-FEASIBILITY STUDY				
1.1	SITE ESTABLISHMENT FOR THE DURATION OF THE PROJECT	Month	3		
1.2	HYDROCENSUS a) Initiation, desktop collection and verification of data, map generation and report. Report to be compiled and approved by a Professional Geohydrologist registered with SACNASP.	no	1	sum	
1.3	BOREHOLE SITING Costs to include setting up of instruments, travelling, accommodation, travel time ,compiling report and all related disbursements. Report to be compiled and approved by a Professional Geohydrologist registered with SACNASP. The report to include and recommend three possible positions to drill rank them.	no	1	sum	
SUB-TOTAL					
VAT@ 15%					
TOTAL CARRIED FORWARD					

**BILL OF QUANTITY
DRILLING OF BOREHOLE**

PAYMENT REFERENCE	DESCRIPTION	UNIT	QTY	RATE	AMOUNT
1.	Instrument set-up and labour	no	1	sum	
2.	Drilling of borehole				
2.1	Borehole diameter of 165 mm				
2.1.1	Drilling depth range: 0-120 m	m	120		
2.1.2	Drilling depth range:120m-150m	m	30		
2.1.3	Mild steel 3-4mm wall thickness	m	50		

SUB TOTAL	
ADD: 15% VAT	
TOTAL CARRIED FORWARD	

**BILL OF QUANTITIES
TEST PUMPING**

ITEM NO	DESCRIPTION	UNIT	QTY	RATE	AMOUNT
1	Instrument Set-up Pump Testing & Labour	sum	1		
2	Pump Test To include slug test, variable discharge (4hr), 24hr constant discharge, recovery monitoring (1hr). <i>NB: Payment for this item will be effected upon received all tests results and data obtained during testing.</i>	No.	1		
3	Borehole Disinfection - Granular chlorine (HTH or equivalent)	No.	1		
4	Borehole capping and install Borehole ID	No.	1		
5	Data Recording - (hard copy field sheet and digital excel spreadsheet)	No.	1		
6	Water level monitoring at observation borehole	No.	1		
7	Collection of water sample (cold storage and delivery to the laboratory)	No.	1		
8	SABS 241 Short borehole water quality analysis at accredited laboratory <i>To include travel, accommodation, travel time and all related disbursements.</i>	No.	Rate		
SUB TOTAL					
ADD: 15% VAT					
TOTAL CARRIED FORWARD					

**BILL OF QUANTITIES
EQUIPPING**

ITEM NO	DESCRIPTION	UNIT	QTY	RATE	AMOUNT
1	Instrument Set-up and Equipping(labour)	No.	1		
2	Disinfection of borehole	No.	1		
3	Trenching (600mm X 300mm)	m	300		
4	Pump & motor unit: Stainless submersible pump and motor unit to supplier a flow rate of 1l/s and pumping head of 120m maximum.	No.	1		
5	Standard Control box :1.5 kW	No.	1		
6	Piping 32mm Class 12 HDPE (SABS approved)	m	300		
7	Fittings: Refer to drawing FTM/2018/BH01 (No deviation from the drawing)	No.	1		
8	Cable 4mm (4 core)	m	130		
9	Petrol Generator (6.5kVa) Key-starter Mounted on Wheelbarrow frame	No.	1		
10	Galvanized tank Stand (3m High)	No.	2		
11	Jojo Tank 5000L	No.	2		
12	Protective Pump House (Refer to drawing FTM/2018/BH01 with lockable lid)	No.	1		
13	Tap stand with Concrete block (1.5m X 1m X 200mm (20 MPa)	No.	1		
14	Drinking trough (500L side by side) Secured to the ground with 50mm X 50mm X 2mm galvanised frame. Frame to be secured in the ground with concrete footings.	No.	4		
<i>To include travel, accommodation, travel time and all related disbursements.</i>					
SUB TOTAL					
ADD: 15% VAT					
TOTAL CARRIED FORWARD					

**ANNEXURE A: SUMMARY OF COSTS**

ITEM	DESCRIPTION	AMOUNT,R
1	Geohydrological Desktop studies & physical survey	
2	Borehole testing	
3	Borehole equipping	
Sub-total (excluding vat)		
Add 15% VAT		
Add 10% Contingencies		
Total Project cost		

**ANNEXURE B :*****Additional Information*****1. PROFESSIONAL REGISTRATION**

Please note that the awarded bidder will be required to supply proof of registration with the appropriate body.

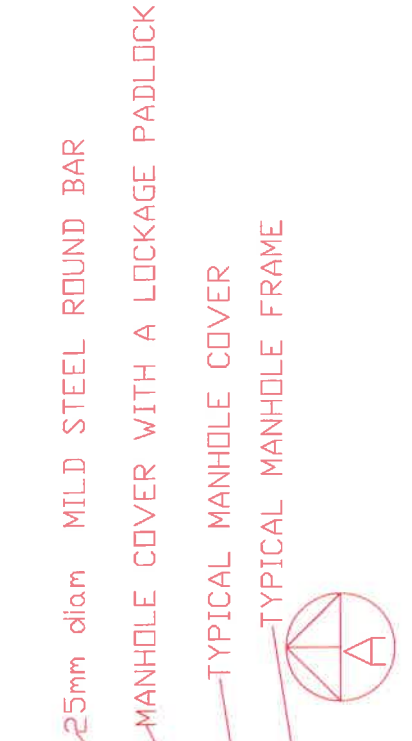
Please note that Completion of the table below is mandatory and proof of registration must be attached !!!!

#	PROFESSIONAL BODY REGISTRATION	REGISTRATION NUMBER
1		
2		
3		
4		

2. EXPERIENCE

Please indicate your experience and expertise by completing the table.

#	NAME OF PROJECT + PERIOD	PROJECT DESCRIPTION	ROLE	PROJECT VALUE	NAME AND CONTACT NUMBER OF REFEREE
1					
2					
3					
4					
5					

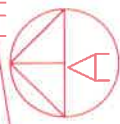


25mm diam MILD STEEL ROUND BAR

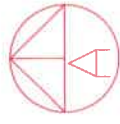
MANHOLE COVER WITH A LOCKAGE PADLOCK

TYPICAL MANHOLE COVER

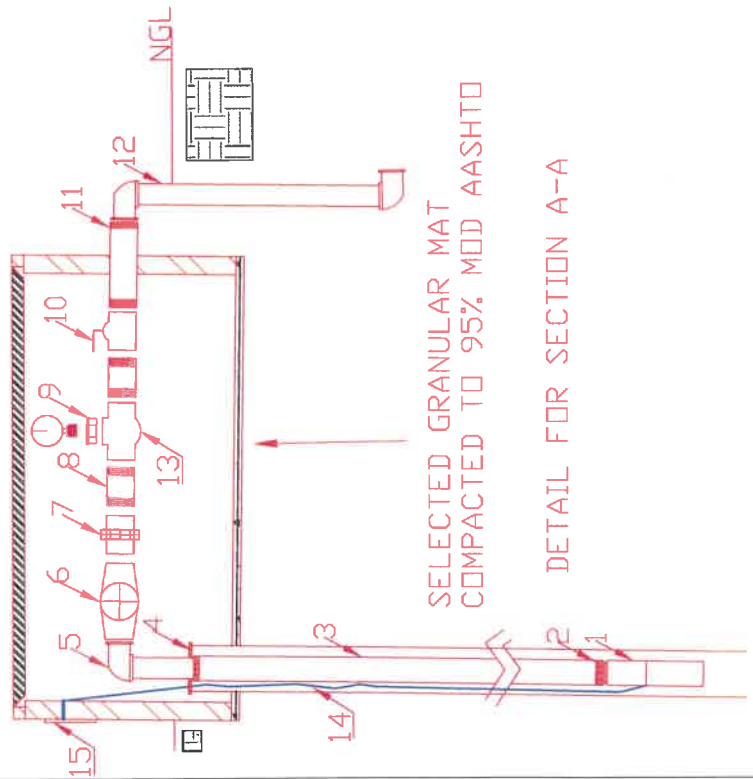
TYPICAL MANHOLE FRAME



40mm diam x 10mm THICK FLAT PIECE WELDED TO 25mm ROUND BAR



PLAN FOR BOREHOLE LOCKING BAR



SELECTED GRANULAR MAT COMPACTED TO 95% MOD AASHTO

DETAIL FOR SECTION A-A

ITEM	DESCRIPTION	UNIT	QTY
1	Stainless submersible motor and pump unit	unit	1
2	32x32 mm male adaptor compression fitting	no	2
3	32mm HDPE pipe class 12	m	300
4	32mm Borehole plate	no	1
5	32mm Galv elbow	no	3
6	32mm ARAD Jet water meter	no	1
7	32mm Galv union	no	1
8	32mm Galv barrel nipple	no	2
9	32x15 mm Galv reducing bush	no	1
10	32mm Brass valve full bore	no	1
11	300x32mm male Galv stand pipe	no	2
12	1000x32mm Male Galv stand pipe	no	1
13	32mm Gal equal tee	no	1
14	4mm Square electric cable	m	130
15	2-way electric plug and switch combination	no	1
16	32mm Galv Swage nipple	no	1

DECLARATION OF INTEREST

1. Any legal person, including persons employed by the state¹, or persons having a kinship with persons employed by the state, including a blood relationship, may make an offer or offers in terms of this invitation to bid (includes an advertised competitive bid, a limited bid, a proposal or written price quotation). In view of possible allegations of favouritism, should the resulting bid, or part thereof, be awarded to persons employed by the state, or to persons connected with or related to them, it is required that the bidder or his/her authorised representative declare his/her position in relation to the evaluating/adjudicating authority where-
 - the bidder is employed by the state; and/or
 - the legal person on whose behalf the bidding document is signed, has a relationship with persons/a person who are/is involved in the evaluation and or adjudication of the bid(s), or where it is known that such a relationship exists between the person or persons for or on whose behalf the declarant acts and persons who are involved with the evaluation and or adjudication of the bid.

 2. **In order to give effect to the above, the following questionnaire must be completed and submitted with the bid.**
 - 2.1 Full Name of bidder or his or her representative:
.....
 - 2.2 Identity Number:
.....
 - 2.3 Position occupied in the Company (director, trustee, shareholder², member):
.....
 - 2.4 Registration number of company, enterprise, close corporation, partnership agreement or trust:
.....
 - 2.5 Tax Reference Number:
.....
 - 2.6 VAT Registration Number:
.....
 - 2.6.1 The names of all directors / trustees / shareholders / members, their individual identity numbers, tax reference numbers and, if applicable, employee / PERSAL numbers must be indicated in paragraph 3 below.
-

¹"State" means –

- (a) any national or provincial department, national or provincial public entity or constitutional institution within the meaning of the Public Finance Management Act, 1999 (Act No. 1 of 1999);
- (b) any municipality or municipal entity;
- (c) provincial legislature;
- (d) national Assembly or the national Council of provinces; or
- (e) Parliament.

²"Shareholder" means a person who owns shares in the company and is actively involved in the management of the enterprise or business and exercises control over the enterprise.

Please clearly indicate, with an 'X' only one box that is applicable to your business or firm

2.7 Are you or any person connected with the bidder presently employed by the state?

YES	NO
-----	----

2.7.1 If so, furnish the following particulars:

Name of person / director / trustee / shareholder/member:

.....

Name of state institution at which you or the person connected to the bidder is employed

.....

Position occupied in the state institution:

.....

Any other particulars:

.....

2.7.2 If you are presently employed by the state, did you obtain

YES	NO
-----	----

the appropriate authority to undertake remunerative work outside employment in the public sector?

If yes, did you attach proof of such authority to the bid document?

YES	NO
-----	----

(Note: Failure to submit proof of such authority, where applicable, may result in the disqualification of the bid.)

2.7.2.1 If no, furnish reasons for non-submission of such proof:

.....

.....

2.8 Did you or your spouse, or any of the company's directors / trustees / shareholders / members or their spouses conduct business with the state in the previous twelve months?

YES	NO
-----	----

2.8.1 If so, furnish particulars:

.....

.....

2.9 Do you, or any person connected with the bidder, have any relationship (family, friend, other) with a person employed by the state and who may be involved with the evaluation and or adjudication of this bid?

YES	NO
-----	----

2.9.1 If so, furnish particulars.

.....

.....

2.10 Are you, or any person connected with the bidder, aware of any relationship (family, friend, other) between any other bidder and any person employed by the state who may be involved with the evaluation and or adjudication of this bid?

YES	NO
-----	----

2.10.1 If so, furnish particulars.

.....

.....

2.11 Do you or any of the directors / trustees / shareholders / members of the company have any interest in any other related companies whether or not they are bidding for this contract?

YES	NO
-----	----

2.11.1 If so, furnish particulars:

.....

.....

3 Full details of directors / trustees / members / shareholders.

Full Name	Identity Number	Personal Income Tax Reference Number	State Employee Number / Peral Number

4 DECLARATION

I, THE UNDERSIGNED (NAME).....

CERTIFY THAT THE INFORMATION FURNISHED IN PARAGRAPHS 2 and 3 ABOVE IS CORRECT.

I ACCEPT THAT THE STATE MAY REJECT THE BID OR ACT AGAINST ME SHOULD THIS DECLARATION PROVE TO BE FALSE.

.....
Name of bidder

.....
Position

.....
Signature

.....
Date

CERTIFICATE OF INDEPENDENT BID DETERMINATION

- 1 This Standard Bidding Document (SBD) must form part of all bids¹ invited.
- 2 Section 4 (1) (b) (iii) of the Competition Act No. 89 of 1998, as amended, prohibits an agreement between, or concerted practice by, firms, or a decision by an association of firms, if it is between parties in a horizontal relationship and if it involves collusive bidding (or bid rigging).² Collusive bidding is a *per se* prohibition meaning that it cannot be justified under any grounds.
- 3 Treasury Regulation 16A9 prescribes that accounting officers and accounting authorities must take all reasonable steps to prevent abuse of the supply chain management system and authorizes accounting officers and accounting authorities to:
 - a. disregard the bid of any bidder if that bidder, or any of its directors have abused the institution's supply chain management system and or committed fraud or any other improper conduct in relation to such system.
 - b. cancel a contract awarded to a supplier of goods and services if the supplier committed any corrupt or fraudulent act during the bidding process or the execution of that contract.
- 4 This SBD serves as a certificate of declaration that would be used by institutions to ensure that, when bids are considered, reasonable steps are taken to prevent any form of bid-rigging.
- 5 In order to give effect to the above, the attached Certificate of Bid Determination (SBD 9) must be completed and submitted with the bid:

¹ Includes price quotations, advertised competitive bids, limited bids and proposals.

² Bid rigging (or collusive bidding) occurs when businesses, that would otherwise be expected to compete, secretly conspire to raise prices or lower the quality of goods and / or services for purchasers who wish to acquire goods and / or services through a bidding process. Bid rigging is, therefore, an agreement between competitors not to compete.

CERTIFICATE OF INDEPENDENT BID DETERMINATION

I, the undersigned, in submitting the accompanying bid:

(Bid Number and Description)

in response to the invitation for the bid made by:

(Name of Institution)

do hereby make the following statements that I certify to be true and complete in every respect:

I certify, on behalf of _____ that:

(Name of Bidder)

1. I have read and I understand the contents of this Certificate;
2. I understand that the accompanying bid will be disqualified if this Certificate is found not to be true and complete in every respect;
3. I am authorized by the bidder to sign this Certificate, and to submit the accompanying bid, on behalf of the bidder;
4. Each person whose signature appears on the accompanying bid has been authorized by the bidder to determine the terms of, and to sign the bid, on behalf of the bidder;
5. For the purposes of this Certificate and the accompanying bid, I understand that the word "competitor" shall include any individual or organization, other than the bidder, whether or not affiliated with the bidder, who:
 - (a) has been requested to submit a bid in response to this bid invitation;
 - (b) could potentially submit a bid in response to this bid invitation, based on their qualifications, abilities or experience; and
 - (c) provides the same goods and services as the bidder and/or is in the same line of business as the bidder
6. The bidder has arrived at the accompanying bid independently from, and without consultation, communication, agreement or arrangement with any competitor. However communication between partners in a joint venture or consortium³ will not be construed as collusive bidding.

7. In particular, without limiting the generality of paragraphs 6 above, there has been no consultation, communication, agreement or arrangement with any competitor regarding:
 - (a) prices;
 - (b) geographical area where product or service will be rendered (market allocation)
 - (c) methods, factors or formulas used to calculate prices;
 - (d) the intention or decision to submit or not to submit, a bid;
 - (e) the submission of a bid which does not meet the specifications and conditions of the bid; or
 - (f) bidding with the intention not to win the bid.
8. In addition, there have been no consultations, communications, agreements or arrangements with any competitor regarding the quality, quantity, specifications and conditions or delivery particulars of the products or services to which this bid invitation relates.
9. The terms of the accompanying bid have not been, and will not be, disclosed by the bidder, directly or indirectly, to any competitor, prior to the date and time of the official bid opening or of the awarding of the contract.
10. I am aware that, in addition and without prejudice to any other remedy provided to combat any restrictive practices related to bids and contracts, bids that are suspicious will be reported to the Competition Commission for investigation and possible imposition of administrative penalties in terms of section 59 of the Competition Act No 89 of 1998 and or may be reported to the National Prosecuting Authority (NPA) for criminal investigation and or may be restricted from conducting business with the public sector for a period not exceeding ten (10) years in terms of the Prevention and Combating of Corrupt Activities Act No 12 of 2004 or any other applicable legislation.

.....
Signature

.....
Date

.....
Position

.....
Name of Bidder